

Wonderware Scandinavia

Life Is On



A new approach...

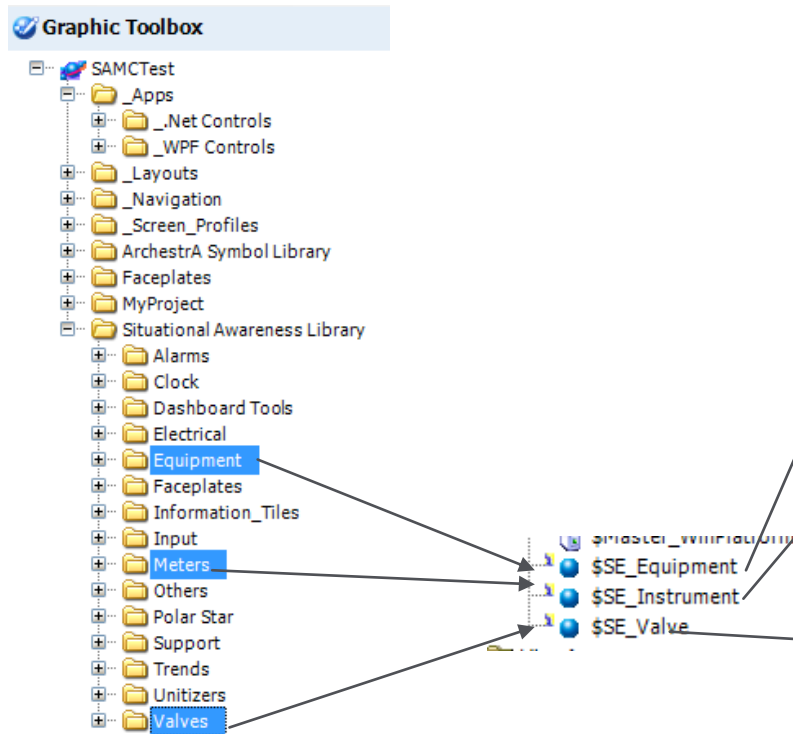


**Operations
Management
Interface**

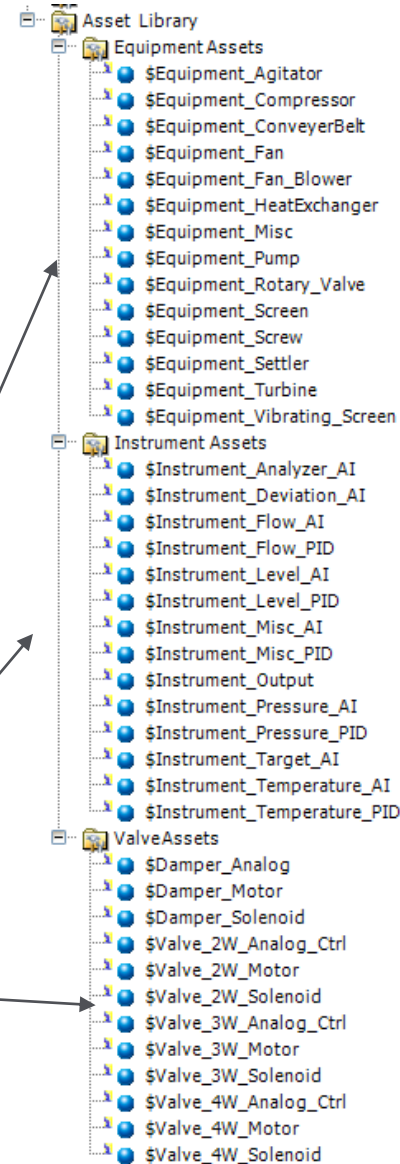
One SA Object library covering 80% of Automation needs

InTouch OMI Server Library
3 Base Objects providing:
42 Objects covering 80%
of your needs


2014-2014 r2 Symbol Library



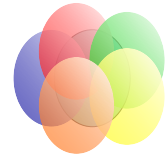
2017 Object Library



Equipment Assets



Instrument Assets



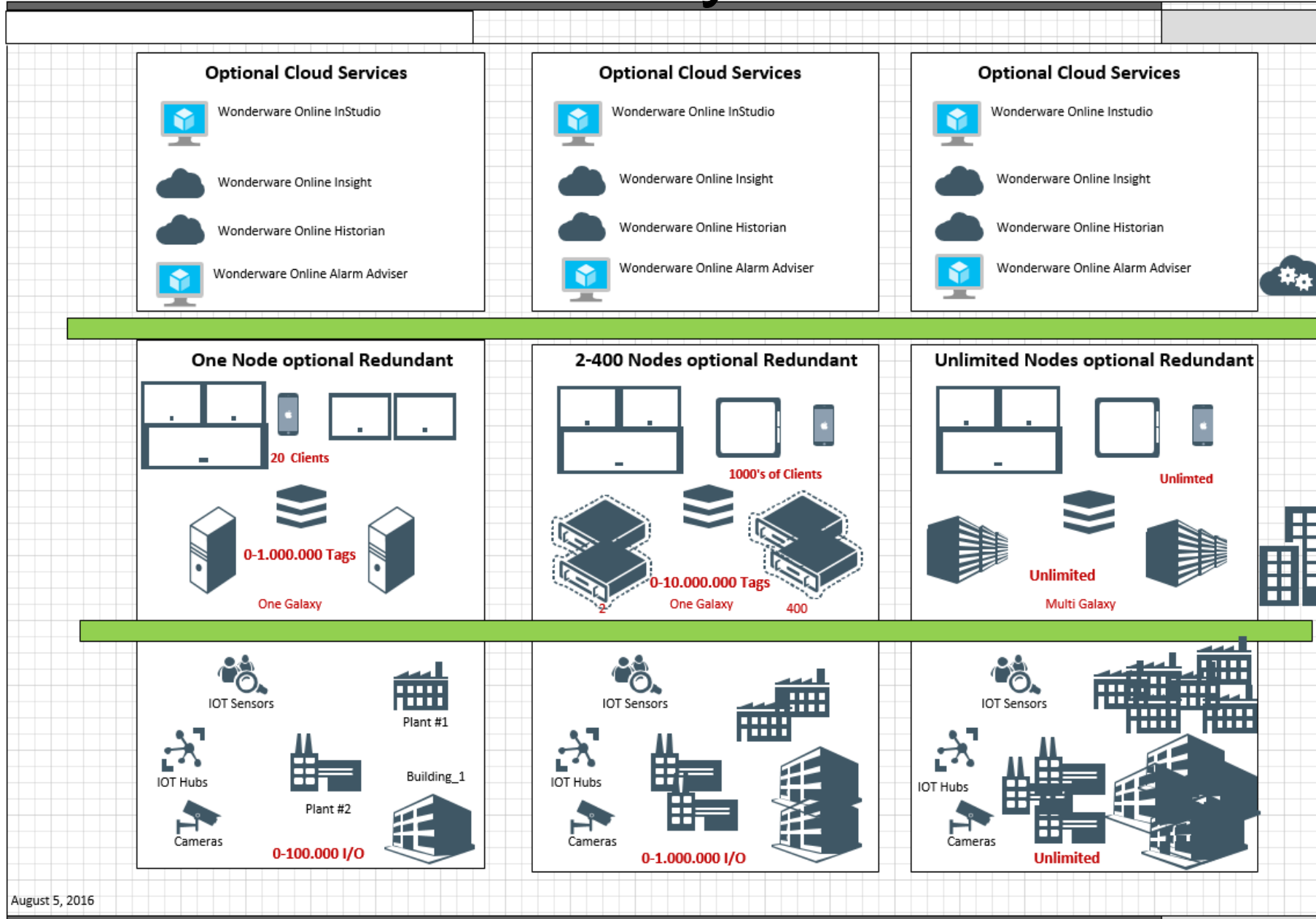
Valve Assets



Life Is On

Wonderware
by Schneider Electric

Un-Paralleled Scalability



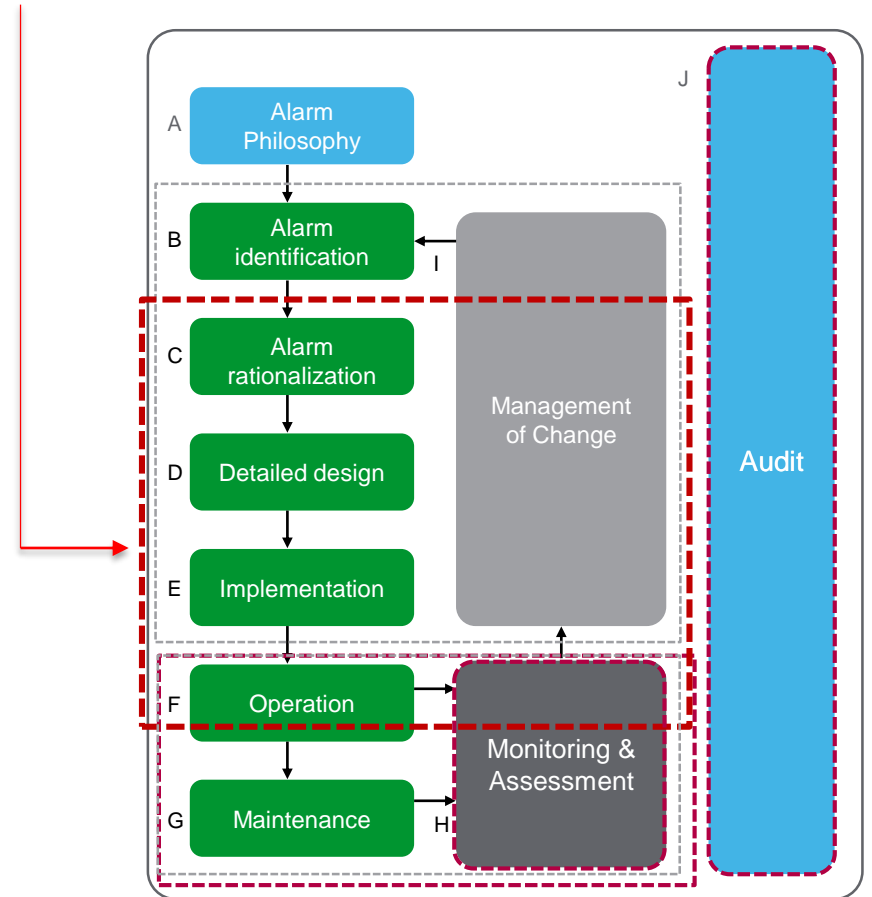


Alarm Management Best Practice

- ✓ ANSI/ISA – 18.2* as first published in 2009, revolutionized alarm management practices with the introduction of the alarm management lifecycle.
- ✓ This lifecycle was based on the DMAIC data-driven improvement cycle used for improving, optimizing and stabilizing business processes and designs:

- D**efine an alarm improvement program
- M**easure the current situation
- A**nalyze the areas of improvement
- I**mprove the situation
- C**ontrol and hold the gain with metrics

Where Alarm Adviser fits in the alarm lifecycle model:



ISA-18.2 Lifecycle model for alarm management

*ANSI/ISA-18.2, *Management of Alarm Systems for the Process Industries*



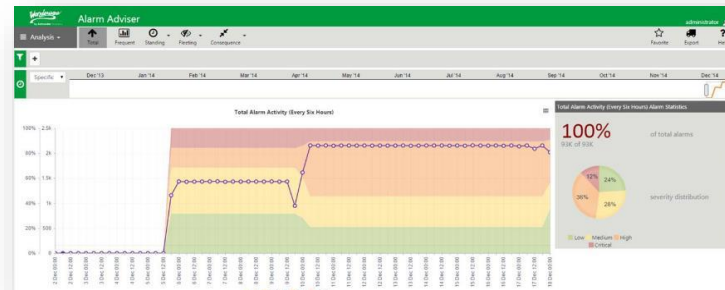
Alarm Adviser - At A Glance



Alarm status benchmarking

Dashboard metrics consolidate the status and health of your alarm system at a glance

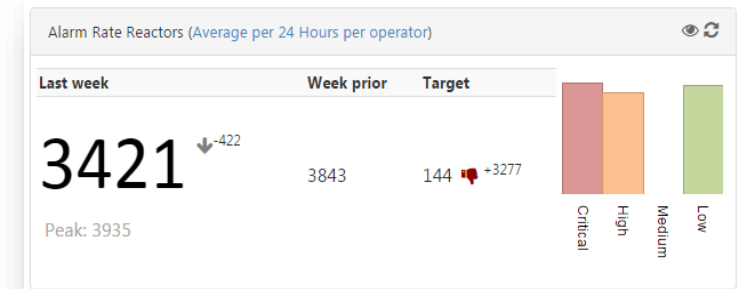
- Allows user to monitor how they are tracking toward targets (in accordance with industry standards ie EEMUA/ISA 18.2)
- Allows user to compare current alarm system performance vs another comparison period (i.e. last mth)
- Allows user to benchmark by:
 - Alarm Severity Distribution
 - Alarm Rate (widgets) which are customizable



Intuitive analysis charts

Intuitive charts enable the user to isolate & analyze 'Nuisance' alarms across their alarm systems

- Ability to drill-down and perform alarm system analysis using 1 of 5 reports:
 - Total
 - Frequent
 - Standing
 - Fleeting
 - Consequential alarm analysis reports



Alarm Adviser benefits

Out-of-the box alarm analysis tool vs alarm management suite

- Alarm dashboards, charts & reports can be accessed/viewed anywhere, anytime and from any device via our HTML5 web browser
- Out-of-the-box compliance with alarm management regulations
- Reduce operator overload, reduce process downtime and ultimately increasing production
- Intuitive to setup, configure and use will save thousands \$\$ in engineering costs/time
- Centralized root cause alarm analysis can save engineers visiting remote locations